

Meet

DINO T/TB/TL II

Up to the job. The easy way.



100% up to the job

- Working heights 10.5 - 18 m
- Telescopic boom - large outreach
- Simple and reliable

DINOlift
UP TO THE JOB

Standard features in all DINO T/TB/TL II models

- Lightweight, robust, cost-effective
- Driving system; easy to move at work site **(1)**
option in 105TL
- Spacious, easy-entry basket; capacity 215 kg* **(2)**
- Large outrigger pads 280 x 360 mm **(3)**
- Continuous rotation of the boom; easy and functional**
- Basket rotation 90° *
- Proportional controls*
- Stable to tow, easy to transport **(4)**
- Easy and fast setup; perfect solution for short time jobs
- Simple to use, clear and informative controls **(5)**
- Powerful charger; machine can be operated directly when charging the batteries. (TB series)
- High-capacity batteries, 4 x 6VDC, 235Ah. Work one day with overnight charge. (TB series)

*) except in 105TL and 120T/B **) except in 105TL



(1)



(2)



(3)



(4)




(5)


Options for all DINO T/TB/TL II models

- Petrol engine* (T series)
- Cable steering for driving* **(6)**
- Outrigger support indicator **(7)**
- LED working lights
- DINO SafeGuard secondary guarding**
- Extra outrigger pads 500 x 500 x 35 mm + bracket
DINO 105TL 300 x 300 x 30 mm
- Lockable tool / harness box **(8)**
- 2kW Honda generator + bracket for charging batteries where
230VAC is not available
(TB series) **(9)**
- Rack for tools and accessories**
- Spare wheel **(10)**

*) not available for DINO 105TL **) except in 105TL and 120T/B



(6)



(7)



(8)



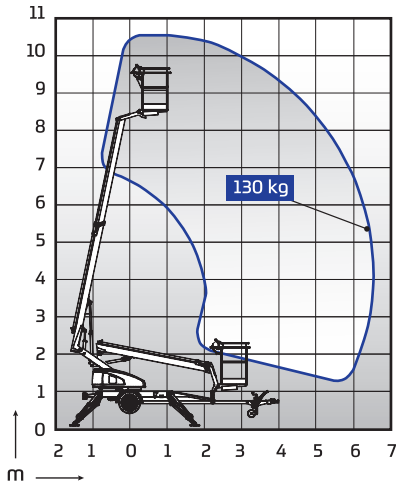
(9)



(10)

DINO 105TL

- Ultra-light, total weight only 955 kg
- 1-person steel basket, capacity 130 kg

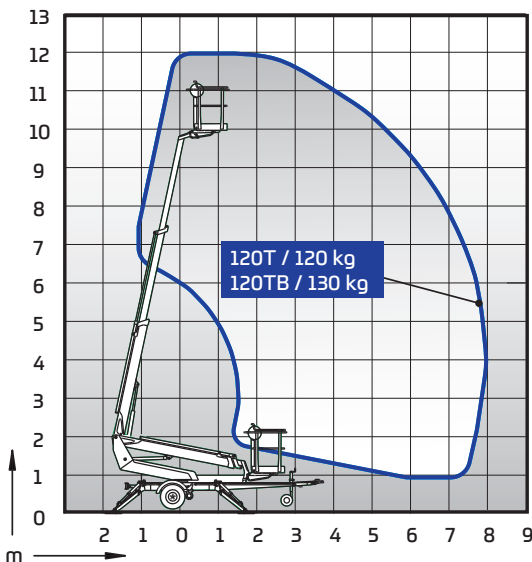


Technical data

	105TL
Max. working height	10.50 m
Max. platform height	8.50 m
Max. outreach	6.50 m
Support width	3.25 / 3.50 m
Lifting capacity	130 kg
Basket size	0.75 x 0.80 m
Boom rotation	+/- 355°
Boom control	2-speed
Transport length	5.45 m
Transport width	1.49 m
Transport height	1.98 m
Weight	955 kg
Driving system	opt.
AC socket in the basket x 2	std
Electric motor 110/230VAC	std

DINO 120T/B

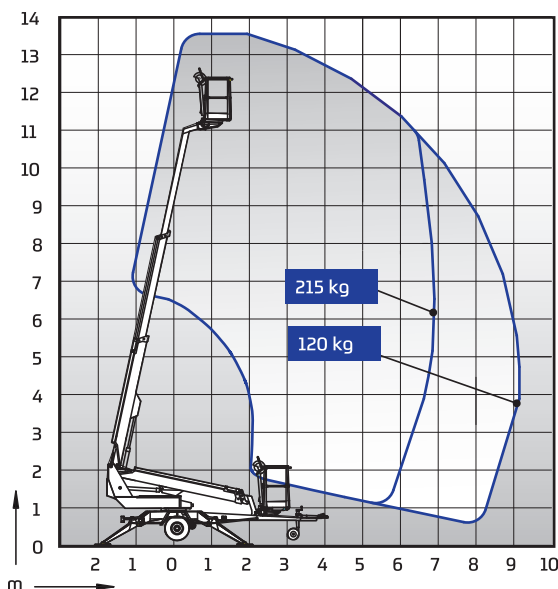
- 1-person steel basket
- Full outreach with maximum basket capacity



Technical data

	120T	120TB
Max. working height	12.00 m	12.00 m
Max. platform height	10.00 m	10.00 m
Max. outreach	7.90 m	7.90 m
Support width	3.15 / 3.55 m	3.15 / 3.55 m
Lifting capacity	120 kg	130 kg
Basket size	0.75 x 0.80 m	0.75 x 0.80 m
Boom rotation	cont.	cont.
Boom control	2-speed	2-speed
Transport length	5.56 m	5.56 m
Transport width	1.72 m	1.72 m
Transport height	1.95 m	1.95 m
Weight	1285 kg	1360 kg
Driving system	std	std
AC socket in the basket x 2	std	std
Electric motor 110/230VAC	std	-
Petrol engine	opt.	-
Batteries 140 Ah	-	std
DC Motor	-	std
Gradeability	25 %	25 %

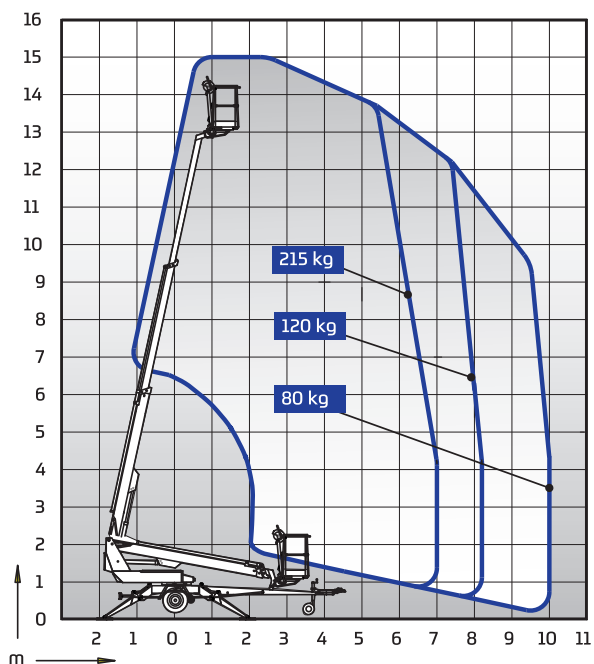
DINO 135T/B II



Technical data

	135T II	135TB II
Max. working height	13.50 m	13.50 m
Max. platform height	11.50 m	11.50 m
Max. outreach	9.10 m	9.10 m
Support width	3.8 / 4.2 m	3.8 / 4.2 m
Lifting capacity	215 kg	215 kg
Basket size	0.7 x 1.3 m	0.7 x 1.3 m
Boom rotation	cont.	cont.
Basket rotation	90°	90°
Boom control	proport.	proport.
Transport length	6.09 m	6.09 m
Transport width	1.79 m	1.79 m
Transport height	2.16 m	2.16 m
Weight	1635 kg	1765 kg
Driving system	std	std
AC socket in the basket x 2	std	std
Electric motor 110/230VAC	std	-
Petrol engine	opt.	-
Batteries 235 Ah	-	std
DC Motor	-	std
Gradeability	25 %	25 %

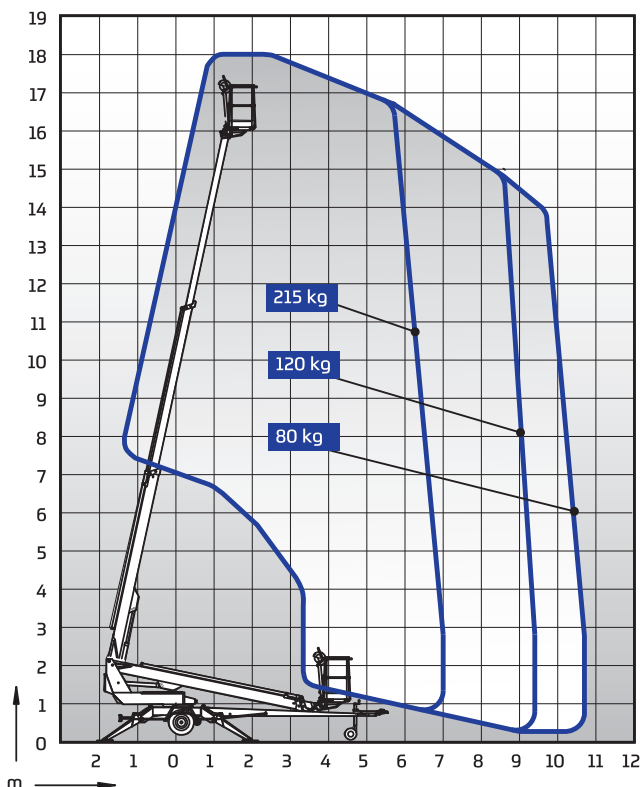
DINO 150T/B II



Technical data

	150T II	150TB II
Max. working height	15.00 m	15.00 m
Max. platform height	13.00 m	13.00 m
Max. outreach	10.00 m	10.00 m
Support width	3.8 / 4.2 m	3.8 / 4.2 m
Lifting capacity	215 kg	215 kg
Basket size	0.7 x 1.3 m	0.7 x 1.3 m
Boom rotation	cont.	cont.
Basket rotation	90°	90°
Boom control	proport.	proport.
Transport length	6.66 m	6.66 m
Transport width	1.79 m	1.79 m
Transport height	2.12 m	2.12 m
Weight	1675 kg	1835 kg
Driving system	std	std
AC socket in the basket x 2	std	std
Electric motor 110/230VAC	std	-
Petrol engine	opt.	-
Batteries 235 Ah	-	std
DC Motor	-	std
Gradeability	25 %	25 %

DINO 180T/B II



Technical data

	180T II	180TB II
Max. working height	18.00 m	18.00 m
Max. platform height	16.00 m	16.00 m
Max. outreach	10.70 m	10.70 m
Support width	3.8 / 4.2 m	3.8 / 4.2 m
Lifting capacity	215 kg	215 kg
Basket size	0.7 x 1.3 m	0.7 x 1.3 m
Boom rotation	cont.	cont.
Basket rotation	90°	90°
Boom control	proport.	proport.
Transport length	7.68 m	7.68 m
Transport width	1.79 m	1.79 m
Transport height	2.08 m	2.08 m
Weight	1840 kg	1970 kg
Driving system	std	std
AC socket in the basket x 2	std	std
Electric motor 110/230VAC	std	-
Petrol engine	opt.	-
Batteries 235 Ah	-	std
DC Motor	-	std
Gradeability	25 %	25 %

Dinolift Oy | Raikkolantie 145 • FI-32210 LOIMAA, FINLAND

Tel: +358 (0)20 1772 400 • E-mail: info@dinolift.com

www.dinolift.com

Technical specifications are subject to change without prior notice.

©Dinolift Oy | 28.08.2020